

# CYCLONE SERIES

The Cyclone Series contains all of Four Winds Spas' two pump 12 Amp dual speed systems. Each spa comes equipped with water features, LED spa and logo light, drain and WiFi-Ready pack. This series contains some of the most popular and classic models and configurations.

**PUMPS:** 2 x 12 Amp 5.0 HP Dual Speed (US)  
2 x 11.5 Amp 3.0 HP Dual Speed (EU)

**PACK:** Balboa BP501 or VS501SZ (US)  
Balboa GS501SZ (EU)

**TOPSIDE CONTROLS:** Balboa TP600 6-Button (US only)  
Balboa VL600U 6-Button (US & EU)

**HEATER:** 5.5 kw (US) (3.0 kw EU)

**FILTRATION:** 1 x 50 sq ft screw-in filter

**SHELL:** Acrylic



## SHELL COLORS:

STERLING  
SILVER

WHITE  
PEARL

SAHARA




OYSTER  
OPAL



MIDNIGHT  
CANYON

STORM  
CLOUDS

TUSCAN  
SUN



**COVER OPTIONS:** Mahogany/Slate





## CABINET OPTIONS:

ELITE  
ESPRESSO  
WITH BLACK

ELITE  
GREY  
WITH BLACK

ELITE  
BLACK

ELITE  
ESPRESSO



Certain colors and finishes are only available for certain models. Call for details.

# HONOLULU II



**DIMENSIONS:** 90" x 90" x 37"

**SEATING:** 5 Persons

**JETS:** 52 Dual Tone Max Pro Jets

**VOLUME:** 500 US Gallons / 1,893 L

**DRY WEIGHT:** 900 lbs / 409 kg

**FILLED WEIGHT:** 5,070 lbs / 2,304 kg

All Specifications are current at time of publishing but subject to change without notice.

## INCLUDED FEATURES:

LED Rainbow Spa Light, Cabinet LED Logo, Green Energy Retention System, 360 Filtration, Spa Cover, Water Features, WiFi Capable (US Only)

## AVAILABLE EXTRAS:

Steps, Cover Lift, LED Standard Lighting, LED Deluxe Lighting, LED Backlit Jets, Ozonator, Bluecube Mini Amp Audio System, Subwoofer, WiFi Module (US only), Aromatherapy, LED Corners on Elite Panels

Spec sheets show a summary of features and options for each spa model. For more details please see a sales associate.

